



# Norrland soul

Our Norrland heritage is part of Polar's DNA. In the cold and the harsh climate, you cannot do things by halves. Materials have to withstand prolonged freezing temperatures, and vehicles have to cope with endless roads covered with snow and slush. Every finished caravan is subjected to a thorough quality test before it goes to the buyer, and carries a 7-year water-tightness guarantee. That's why the caravans from Dorotea proudly display the words "Made in Norrland".

POLARVAGNEN.COM

POLAR 2022

POLARVAGNEN.COM

# 2022



POLARVAGNEN.COM

# CONTENTS

60

All year round with Polar



**Polar has caravans  
in seven different  
lengths with a  
wide range of floor  
plans.**



|   |    |
|---|----|
| Contents                                      | 02 |
| Discover the latest in holiday luxury         | 05 |
| New from Polar 2022                           | 06 |
| Designed for the next generation              | 11 |
| Steps towards your new Polar caravan          | 12 |
| Which caravan should I choose?                | 14 |
| Our models                                    | 16 |
| Floor plans                                   | 31 |
| Equipment series                              | 36 |
| Fabrics and materials                         | 47 |
| Genuine craftsmanship never goes out of style | 56 |
| A Polar will give you pleasure all year round | 60 |
| Warranties                                    | 62 |

Where the climate  
is harsh and  
the roads are long,  
that's where we build  
our caravans.



Choose your  
own equipment  
and fittings.

14 Our models



56

Norrländ  
soul







# Discover the latest in holiday luxury

There have been a lot of changes in the world in recent years. The times we live in have given us a fresh understanding and appreciation of what really matters in life. Now we know how important family is and how our wellbeing is enhanced when we spend time with our loved ones.

Many people have also rediscovered nature and the joys of spending holidays at home or within the country, not to mention the advantages of your own holiday home on wheels. A caravan or motor home allows you to discover new places in comfort and safety. In contrast to busy hotels or overcrowded tourist sites, the family can stay away from the hordes and decide for themselves when to spend time with others.

And when it comes to holidays, there is another big issue on people's minds: the way in which travel, especially flying, is affecting the climate. We humans will always have an itch to travel, but wouldn't it feel better to do so in a more aware and responsible way? Going on holiday with your car and caravan is way more climate-friendly than flying abroad.

So all of us at Polar invite you to discover a new kind of holiday luxury. Take time to catch up with each other and with your friends. Wind down and enjoy life closer to home. Live comfortably – all year round – in one of Polar's premium caravans and keep on laying down memories for life.



Everything is about to change.













Everything is about to change







# New Polar 2022 model – designed for the next generation

With the 2022 model, the design of all caravans from Polar is changing. The roof is now flat, to make it easier to set up an awning or sun blind, and also make the inside more roomy. A new higher roof line also make space for more storage and shelves beneath the overhead lockers.

As with earlier models, the emphasis is on user-friendliness. More and more families are discovering the freedom of having their own caravan, so we have put a lot of thought into solutions that make things easier and more fun for children. For example, there is a new floor plan with bunk beds and a bathroom and space for the children to have their own cosy little den.

Because there are as many ways to use a caravan as there are families, Polar offers many different floor plans and options. You may want a nippy little caravan to get around in. Or perhaps an alternative to a holiday home, so you can go to the mountains in the winter and the sea in the summer? The Polar range offers endless possibilities.

## THE NORDIC SPIRIT

Polar design stands out for the way it reflects the Scandinavian lifestyle. The caravan should be usable all year round and be very functional as well as pleasant to be in. Some features are common to all models.

### Seating groups at the front

Here there is plenty of daylight and generally more interesting views. You don't have to look out on a snowdrift or your neighbour's awning.

### Ergonomic kitchen area

In a Polar caravan, you can cook from scratch and there is plenty of worktop space. The kitchen equipment is solid and user-friendly.

### Comfortable beds

A good night's sleep is important for your health and wellbeing. After a day's adventures, the whole family can sleep well in proper beds.

# Steps towards your new Polar caravan

Now it's time to start planning your dream caravan. Think about whether you want to travel around a lot or keep the caravan parked in the same place for a long time. In simple terms, you could say that a smaller caravan will suit frequent travellers while a bigger one is better for extended stays.

## 1 Choose model

The first step is to decide how big your caravan should be. The best approach is to think how many people will generally be sleeping in it.

## 2 Choose floor plan

Then you can choose the floor plan that suits you best. Perhaps you want a big bathroom or a generous queen-sized bed to stretch out in?

## 3 Choose equipment

Then you decide on the actual equipment. Polar has four different equipment series to choose from, so there is something for all tastes and budgets.

## 4 Choose material

Finally, you decide on the colours of fabrics, carpets and splash guards. Our range offers beautiful and timeless combinations to give a homely feeling.







# Which caravan should I choose?

Start with the basic requirements: How many of you will be living and sleeping in the caravan? And do you want space for guests? To make the choice a little easier, the different floor plans are divided into four categories: single beds, double bed, flexible and family. You can see what floor plans are available for each caravan on the following pages.

## 520 Small but complete



The smallest caravan has a smart floor plan which makes it both spacious and well-equipped. The 520 is easy to park even in tight spaces, and runs smoothly on the windiest roads.

|                              |                     |
|------------------------------|---------------------|
| Living area:                 | 12.1 m <sup>2</sup> |
| Internal length:             | 507 cm              |
| External length with towbar: | 717 cm              |

## 560 The favourite



Just the right size, according to many, and Polar's most popular model. There are several different floor plans to choose from. You can have berths for everyone or an extra spacious kitchen.

|                              |                     |
|------------------------------|---------------------|
| Living area:                 | 13.4 m <sup>2</sup> |
| Internal length:             | 563 cm              |
| External length with towbar: | 771 cm              |

## 590 Up to five berths



Luxurious living for two or a cosy holiday home for the whole family. The different floor plans include a solution with a children's bedroom, a bathroom as wide as the caravan and an inviting angle kitchen.

|                              |                     |
|------------------------------|---------------------|
| Living area:                 | 14.1 m <sup>2</sup> |
| Internal length:             | 591 cm              |
| External length with towbar: | 799 cm              |

## 620 Plenty of space and smooth on the road



A larger caravan with many different floor plans. Smart storage spaces so you can take all you need for adventures on the ski slopes, out fishing or on the beach. Despite its size, it's a pleasure to tow behind your car.

|                              |                     |
|------------------------------|---------------------|
| Living area:                 | 14.7 m <sup>2</sup> |
| Internal length:             | 619 cm              |
| External length with towbar: | 827 cm              |





## 650 Single-axle strongman



Polar's biggest single-axle caravan has room for everybody. Young families will appreciate the option of a children's room with bunk beds, but you can also opt for a luxurious bathroom across the full width of the caravan.

|                              |                     |
|------------------------------|---------------------|
| Living area:                 | 15.4 m <sup>2</sup> |
| Internal length:             | 647 cm              |
| External length with towbar: | 855 cm              |

## 680 Space for everyone and everything



Depending on the floor plan, you can choose to have an extra seating group for those who want peace and quiet, an extra spacious and practical kitchen, or a big bathroom – or perhaps a bedroom that feels separate from the living area.

|                              |                     |
|------------------------------|---------------------|
| Living area:                 | 16.1 m <sup>2</sup> |
| Internal length:             | 675 cm              |
| External length with towbar: | 879 cm              |

The perfect caravan for the family who want to do different things at the same time.

## 730 The favourite for long stays



It's always good to have plenty of storage, especially if you're going to be away for a while. With its well-proportioned spaces, this caravan is the established favourite for long stays. Here you can live comfortably whichever floor plan you choose.

|                              |                     |
|------------------------------|---------------------|
| Living area:                 | 17.4 m <sup>2</sup> |
| Internal length:             | 731 cm              |
| External length with towbar: | 934 cm              |



12.1  
M<sup>2</sup>2-3  
BEDS

# 520

## COMPACT BUT COMPLETE

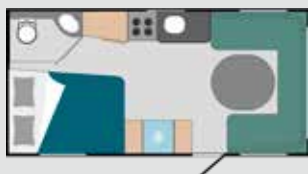
The 520 is Polar's smallest caravan and perfect for the smaller family or lone traveller. Its smart floor plan makes it both spacious and well-equipped. A big advantage is its manoeuvrability when it comes to parking, of course. The 520 can fit even into tight

spaces. If you plan to drive up windy mountain roads or off the beaten track, it's reassuring to have this caravan behind you. The 520 is available with three of Polar's four equipment series, and you choose the fabric colours yourself.

| Living area         | Internal length | External length with towbar | Width  | A-measurement |
|---------------------|-----------------|-----------------------------|--------|---------------|
| 12.1 m <sup>2</sup> | 507 cm          | 717 cm                      | 251 cm | 962 cm        |

Kerb weight 1450-1470 kg | Total weight 1700-2000 kg | Single axle | 205/75R14C

### Floor plans



#### 520 FD

Bed 195 x 144/122 cm  
Seating group 160/132 x 225 cm



#### 520 FW

Bed 195 x 144/122 cm  
Seating group 160/132 x 225 cm







13.4  
M<sup>2</sup>2-5  
BEDS

# 560

## THE FAVOURITE

This is Polar's most popular model, and is perfectly suited to two people who want a comfortable, reasonably-sized caravan. It is well suited for travelling around and is easy to park. The 560 is a good choice if you want a slightly more active holiday and to visit

several places. Among the floor plans, you can choose to prioritise berths or opt for an extra spacious kitchen with plenty of worktop space. Remember that the sofa can always be made up into extra berths if the teenagers in the family decide to come along.

| Living area         | Internal length | External length with towbar | Width  | A-measurement |
|---------------------|-----------------|-----------------------------|--------|---------------|
| 13.4 m <sup>2</sup> | 563 cm          | 771 cm                      | 251 cm | 1018 cm       |

Kerb weight 1540–1575 kg | Total weight 1700–2000 kg | Single axle | 205/75R14C

### Floor plans



#### 560 FD

Bed 195 x 144/122 cm  
Seating group 160 x 225 cm



#### 560 S

Beds 2 x 195 x 88.5 cm  
Seating group 160/132 x 225 cm



#### 560 FWA

Beds 195 x 144/122 cm  
Seating group 160 x 225 cm

**Extractor fan and stove with four rings  
supplied as standard in all Polar caravans.  
There is also plenty of worktop space.**



14.1  
M<sup>2</sup>2-5  
BEDS

# 590

## UP TO FIVE BERTHS

The 590 is very flexible and can be adapted perfectly to your needs. If there are just two of you, it makes a luxury home with a huge amount of space. If your family is slightly larger, up to five people can find room to settle down together. A feature that is really

appreciated by young families is the children's room option with bunk beds to make a cosy berth for the little ones. The 590 is perfect for the family that wants a largish caravan to travel around in.

| Living area         | Internal length | External length with towbar | Width  | A-measurement |
|---------------------|-----------------|-----------------------------|--------|---------------|
| 14.1 m <sup>2</sup> | 591 cm          | 799 cm                      | 251 cm | 1046 cm       |

Kerb weight 1560-1600 kg | Total weight 1800-2000 kg | Single axle | 205/75R14C

### Floor plans



#### 590 BFW

Bed 195 x 134/112 cm  
Seating group 160/132 x 225 cm



#### 590 BS

Beds 2 x 195 x 88.5 cm  
Seating group 160/132 x 225 cm



#### 590 FD

Bed 195 x 144/122 cm  
Seating group 160 x 225 cm



#### 590 FWA

Bed 195 x 144/122 cm  
Seating group 188/160 x 225 cm



#### 590 FWC


Bed 195 x 134/112 cm  
Child's bed 194 x 62.5 cm  
Seating group 160/132 x 225 cm



#### 590 S

Beds 2 x 195 x 88.5 cm  
Seating group 160/132 x 225 cm





14.7  
M<sup>2</sup>2-5  
BEDS

# 620

## PLENTY OF SPACE AND SMOOTH ON THE ROAD

The 620 is a slightly larger caravan which comes in many different floor plans. With its wardrobes and smart storage spaces, it is just right for the family that wants to stay in one place for a while, because

you can take everything you need for a trip to the ski slopes, fishing in the autumn or a beach holiday by the coast. Although the 620 is a slightly bigger caravan, it is comfortable to tow behind your car.

| Living area         | Internal length | External length with towbar | Width  | A-measurement |
|---------------------|-----------------|-----------------------------|--------|---------------|
| 14.7 m <sup>2</sup> | 619 cm          | 827 cm                      | 251 cm | 1074 cm       |

Kerb weight 1580–1670 kg | Total weight 1800–2000 kg | Single axle | 205/75R14C

### Floor plans



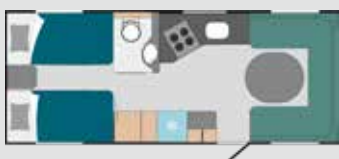
**620 BFWA** NEW  
Bed 195 x 134/112 cm  
Seating group 160 x 225 cm



**620 BQD**  
Bed 190 x 140,5/125,5 cm  
Seating group 160/132 x 225 cm



**620 FWCA**  
Bed 195 x 134/112 cm  
Child's bed 194 x 62,5 cm  
Seating group 160 x 225 cm



**620 SA**  
Bed 2 x 195 x 88,5 cm  
Seating group 160 x 225 cm





15.4  
M<sup>2</sup>2-5  
BEDS

# 650

## SINGLE-AXLE STRONGMAN

The 650 is Polar's largest single-axle caravan, with a living area of just over 15 square metres. You can have up to five berths or the luxury of an extra seating group. You can also opt for a fabulous large bathroom across

the full width of the caravan, or a pleasant angle kitchen to make cooking easier. For more separation between the bedroom and the living area, you could try fitting the double bed in sideways.

| Living area         | Internal length | External length with towbar | Width  | A-measurement |
|---------------------|-----------------|-----------------------------|--------|---------------|
| 15.4 m <sup>2</sup> | 647 cm          | 855 cm                      | 251 cm | 1102 cm       |

Kerb weight 1660–1700 kg | Total weight 1900–2000 kg | Single axle | 205/75R14C

### Floor plans




#### 650 BFWA

Bed 195 x 134/112 cm  
Seating group 160/132 x 225 cm



#### 650 BQWA

Bed 190 x 140,5/125.5 cm  
or electric bed 192.5 x 140 cm  
Seating group 160 x 225 cm



#### 650 BSA

Beds 2 x 195 x 88.5 cm  
Seating group 160/132 x 225 cm



#### 650 FDC

Bed 195 x 144/122 cm  
Children's beds 193.5 x 81 cm  
Seating group 160/132 x 225 cm



#### 650 FDX

Bed 195 x 144/122 cm  
Seating group 160/132 x 225 cm  
Dinette 195 x 85 cm



#### 650 Q

Bed 192,5 x 140 cm (electric)  
Seating group 160/132 x 225 cm



16.1  
M<sup>2</sup>2-5  
BEDS

# 680

## SPACE FOR EVERYONE AND EVERYTHING

The 680 is a really nice caravan if you want to stay in one place through the summer or winter. This model is very flexible and you have several different floor plans to choose from, depending on how many you are and how you want to use the space. Young families may go

for nice bunk beds with curtains. If you like cooking your meals from scratch, an extra spacious and functional kitchen is another option. You can also have a big bathroom across the whole width of the caravan.

| Living area         | Internal length | External length with towbar | Width  | A-measurement |
|---------------------|-----------------|-----------------------------|--------|---------------|
| 16.1 m <sup>2</sup> | 675 cm          | 879 cm                      | 251 cm | 1130 cm       |

Kerb weight 1780-1830 kg | Total weight 2650 kg | Tandem axle | 195/65R15XL

### Floor plans



#### 680 BFWA

Beds 195 x 134/112 cm

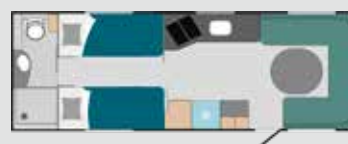
Seating group 188/160 x 225 cm



#### 680 BQDA

Bed 190 x 140,5/125,5 cm

Seating group 188/160 x 225 cm



#### 680 BSA

Beds 2 x 195 x 88,5 cm

Seating group 188/160 x 225 cm



#### 680 FDC

Bed 195 x 144/122 cm

Children's beds 186 x 81 cm

Seating group 160 x 225 cm



#### 680 FDX

Bed 195 x 144/122 cm

Seating group 160 x 225 cm

Dinette 187 x 85 cm



#### 680 QA

Bed 192,5 x 140 cm (electric)

Seating group 160 x 225 cm





17.4  
M<sup>2</sup>2-6  
BEDS

# 730

## THE FAVOURITE FOR LONGER TRIPS

This is the perfect caravan if you intend to keep it parked for some time, perhaps for a whole season in the mountains or on a summer campsite. The 730 has plenty of space for ski boots and winter clothes, or anything else you might need. The caravan really is

a second home where you can live comfortably with well-proportioned spaces and creature comforts. Among the floor plans, you can choose a children's room with bunk beds, for example, so the kids have a cosy little den to be in.

| Living area         | Internal length | External length with towbar | Width  | A-measurement |
|---------------------|-----------------|-----------------------------|--------|---------------|
| 17.4 m <sup>2</sup> | 731 cm          | 934 cm                      | 251 cm | 1186 cm       |

Kerb weight 1900–1930 kg | Total weight 2650 kg | Tandem axle | 195/65R15XL

### Floor plans



#### 730 BFDC NEW

Bed 195 x 144/122 cm  
Children's beds 193.5 x 81 cm  
Seating group 188/132 x 225 cm



#### 730 BFWA

Bed 195 x 134/112 cm  
Seating group 188/160 x 225 cm



#### 730 BQDA

Bed 190 x 140,5/125.5 cm  
Seating group 188/160 x 225 cm



#### 730 BSA

Beds 2 x 195 x 88.5 cm  
Seating group 188/160 x 225 cm



#### 730 FDCXA

Bed 195 x 144/122 cm  
Children's beds 189.1 x 79.1 cm  
Seating group 160 x 225 cm  
Dinette 187 x 85 cm



#### 730 QA

Bed 192.5 x 140 cm (electric)  
Seating group 188/160 x 225 cm

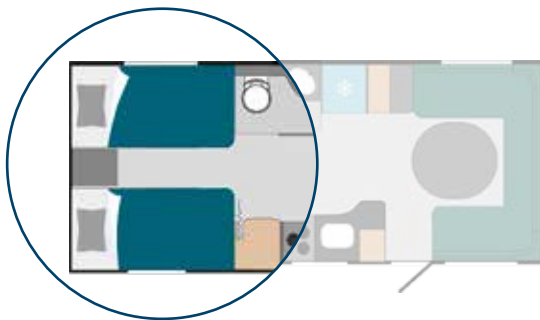






# Single beds

If you prefer two permanent single beds (or 'long beds' as they are also called), you should look at these floor plans. You can have separate beds in most of the caravans, and each berth will be by a window. If you want more berths, you can also make up the sofa or choose fold-up beds. Remember that the bathroom and kitchenette may vary between the different caravans.



## 560 S

Beds 2 x 195 x 88.5 cm  
Seating group 160/132 x 225 cm



## 590 BS

Beds 2 x 195 x 88.5 cm  
Seating group 160/132 x 225 cm



## 730 BSA

Beds 2 x 195 x 88.5 cm  
Seating group 188/160 x 225 cm



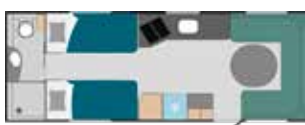
## 590 S

Beds 2 x 195 x 88.5 cm  
Seating group 160/132 x 225 cm



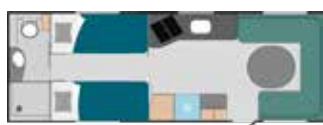
## 620 SA

Beds 2 x 195 x 88.5 cm  
Seating group 160 x 225 cm



## 650 BSA

Beds 2 x 195 x 88.5 cm  
Seating group 160/132 x 225 cm



## 680 BSA

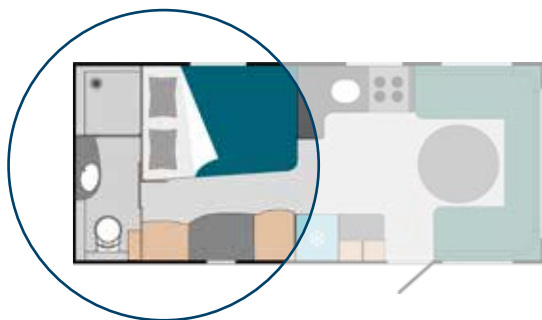
Beds 2 x 195 x 88.5 cm  
Seating group 188/160 x 225 cm

|                       |                         |
|-----------------------|-------------------------|
| <b>S:</b> Single beds | <b>C:</b> Children beds |
| <b>F:</b> French bed  | <b>W:</b> Window side   |
| <b>Q:</b> Queen bed   | <b>D:</b> Door side     |
| <b>B:</b> Bathroom    | <b>A:</b> Angle kitchen |
| <b>X:</b> Extra sofa  |                         |

We cannot be held liable for any errors, changes in production or price, local variations, or differences between countries; note also that some pictures may show optional equipment.

# Double bed

Polar's fine big double beds can fit into a wide range of different floor plans. You can place the bed lengthways or sideways and then fit everything else around it. Guest beds are quick and easy to fix by making up the sofas.



|                       |                         |
|-----------------------|-------------------------|
| <b>S:</b> Single beds | <b>C:</b> Children beds |
| <b>F:</b> French bed  | <b>W:</b> Window side   |
| <b>Q:</b> Queen bed   | <b>D:</b> Door side     |
| <b>B:</b> Bathroom    | <b>A:</b> Angle kitchen |
| <b>X:</b> Extra sofa  |                         |

We cannot be held liable for any errors, changes in production or price, local variations, or differences between countries; note also that some pictures may show optional equipment.



**520 FD**  
Bed 195 x 144/122 cm  
Seating group 160/132 x 225 cm**XX**



**560 FWA**  
Bed 195 x 144/122 cm  
Seating group 160 x 225 cm



**590 FWA**  
Bed 195 x 144/122 cm  
Seating group 188/160 x 225 cm



**520 FW**  
Bed 195 x 144/122 cm  
Seating group 160/132 x 225 cm



**590 BFW**  
Bed 195 x 134/112 cm  
Seating group 160/132 x 225 cm



**620 BFWA** NEW  
Bed 195 x 134/112 cm  
Seating group 160 x 225 cm



**560 FD**  
Bed 195 x 144/122 cm  
Seating group 160 x 225 cm



**590 FD**  
Bed 195 x 144/122 cm  
Seating group 160 x 225 cm



**620 BQD**  
Bed 190 x 140,5/125,5 cm  
Seating group 160/132 x 225 cm



**650 BFWA**

Bed 195 x 134/112 cm  
Seating group 160/132 x 225 cm

**680 BFWA**

Beds 195 x 134/112 cm  
Seating group 188/160 x 225 cm

**730 BFWA**

Bed 195 x 134/112 cm  
Seating group 188/160 x 225 cm

**650 Q**

Bed 192,5 x 140 cm (electric)  
Seating group 160/132 x 225 cm

**680 BQDA**

Bed 190 x 140,5/125.5 cm  
Seating group 188/160 x 225 cm

**730 BQDA**

Bed 190 x 140,5/125.5 cm  
Seating group 188/160 x 225 cm

**650 BQWA**

Bed 190 x 140,5/125.5 cm  
or electric bed 192.5 x 140 cm  
Seating group 160 x 225 cm

**680 QA**

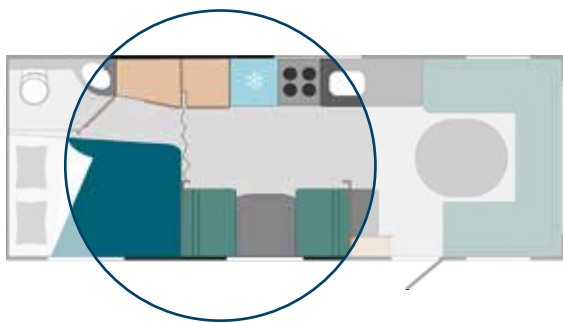
Bed 192,5 x 140 cm (electric)  
Seating group 160 x 225 cm

**730 QA**

Bed 192.5 x 140 cm (electric)  
Seating group 188/160 x 225 cm

# Flexible solution

This is the solution for anyone who wants a flexible caravan with the ability to increase or decrease the number of berths as required. Apart from the permanent beds, you can easily turn seating groups and dinettes (sofas with a table between) into additional berths.



## 650 FDX

Bed 195 x 144/122 cm  
Seating group 160/132 x 225 cm  
Dinette 195 x 85 cm



## 680 FDX

Bed 195 x 144/122 cm  
Seating group 160 x 225 cm  
Dinette 187 x 85 cm

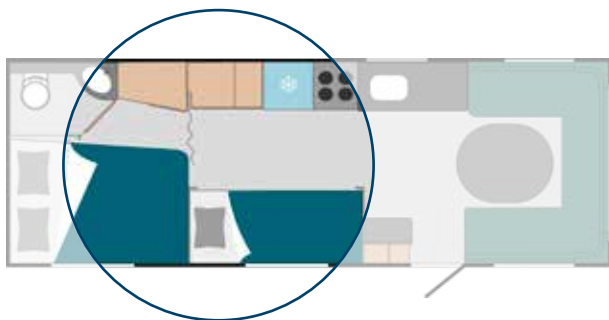


## 730 FDCXA

Bed 195 x 144/122 cm  
Child's bed 189.1 x 79.1 cm  
Seating group 160 x 225 cm  
Dinette 187 x 85 cm

# The family solution

If you need a caravan adapted to your family's needs, we recommend a children's room option with bunk beds and fold-up beds. There is plenty of room for the whole family and lots of ways to use the rest of the space.



## 590 FWC

Bed 195 x 134/112 cm  
Children's beds 194 x 62.5 cm  
Seating group 160/132 x 225 cm



## 680 FDC

Bed 195 x 144/122 cm  
Children's beds 186 x 81 cm  
Seating group 160 x 225 cm



## 620 FWCA

Bed 195 x 134/112 cm  
Children's beds 194 x 62,5 cm  
Seating group 160 x 225 cm



## 730 BFDC NEW

Bed 195 x 144/122 cm  
Children's beds 193.5 x 81 cm  
Seating group 188/132 x 225 cm



## 650 FDC

Bed 195 x 144/122 cm  
Children's beds 193.5 x 81 cm  
Seating group 160/132 x 225 cm



## 730 FDCXA

Bed 195 x 144/122 cm  
Children's beds 189.1 x 79.1 cm  
Seating group 160 x 225 cm  
Dinette 187 x 85 cm

|                       |                         |
|-----------------------|-------------------------|
| <b>S:</b> Single beds | <b>C:</b> Children beds |
| <b>F:</b> French bed  | <b>W:</b> Window side   |
| <b>Q:</b> Queen bed   | <b>D:</b> Door side     |
| <b>B:</b> Bathroom    | <b>A:</b> Angle kitchen |
| <b>X:</b> Extra sofa  |                         |

We cannot be held liable for any errors, changes in production or price, local variations, or differences between countries; note also that some pictures may show optional equipment.



# Four series, each with its own advantages

Whichever caravan you choose, the famous Polar quality is guaranteed. When it comes to the actual equipment, the caravans are divided into four different series: Edition, Original, Selected and Customized. The difference is in the level of equipment and the number of optional add-ons. Even the basic equipment in a Polar caravan is at a level that would be an add-on from other manufacturers. This is

to ensure that Polar caravans can be used all year round in the Nordic climate. All Polar caravans are made to order. That means you can design your caravan to suit your particular family. Each series includes carefully selected equipment and you have a free choice of interior and exterior add-ons and different floor plans. Whatever you choose, you will get an absolutely top-quality caravan.



## ALWAYS IN A POLAR CARAVAN

### **The Polar panel**

Built-in DAB FM radio and Bluetooth to control many of the functions in the caravan.

### **Awning service outlet**

All caravans have an awning service outlet on the outside. This comprises two 230 V and 12 V sockets and an outlet cable for a TV aerial and cable TV.

### **USB socket**

There are USB sockets above beds and sofa groups to make it easy to recharge mobiles, airpods and tablets.

### **Practical extractor fan**

Extractor fan and stove with four rings supplied as standard in all Polar caravans.

### **A good night's sleep**

Polar's mattresses with internal springs are among the thickest on the market. They are made in Sweden to Polar's own unique design.

EDITION  
ORIGINAL  
SELECTED  
CUSTOMIZED



## EDITION

Fitted out and ready to go. Edition is a very economical series with fixed equipment packages and limited add-on options. The packages include well thought-out and smart choices that make the caravan comfortable without hurting your wallet.

### INCLUDED:

| KITCHEN                         | INTERIOR, OTHER   | OUTSIDE  |
|---------------------------------|---|--|
| 4-ring stove                    | Waste water tank  | Electronic TV aerial                           |
| Cutlery drawer                  | Battery 75Ah  | Rims with black detailing                      |
| Electric extractor fan          | Battery charger   | Insulated outer door with window               |
| Fridge/freezer, 170/31 litres   | Central boiler switches automatically between electricity and gas                     | Loading hatch, front right                     |
| Waste bin                       | Circulation pump 12 V extra in expansion vessel                                       | Loading hatch, rear                            |
| Large window over the worktop   | Circulation pump 12 V, adjustable   | LED lighting, load space and gas compartment   |
| Cover for sink                  | Expansion vessel  | Gas leak test                                  |
| Soft-close drawers              | Indoor and outdoor thermometers   | Mud flaps on wheels                            |
| BEDROOM                         | Residual current device   | Corner steadies                                |
| 230 V socket on headboard       | Adjustable underfloor heating/radiator  | Corner steady crank handle                     |
| Wardrobe lighting               | Alde 3020 Compact boiler  | Tow hitch cover                                |
| Mattress, 3 cm                  | Polar panel   | Heated drain                                   |
| Padded headboard                | Shoe drier in shoe compartment  | Exterior LED lights                            |
| Pillows 68 x 38 cm (2)          | Water heater  | Winter connection function                     |
| Slatted-base bed                | Hydronic underfloor heating   | STANDARD IN CHILDREN'S ROOM                    |
| Safety net for fixed top bunks  | Skylight 50x70 cm   | Curtains for children's bed (2)                |
| Bedside light                   | Lightly tinted windows, smooth outside, fully adjustable, blinds and mosquito screens | Mattress + ladder                              |
| SEATING GROUP                   | Covers and curtains: Sandra   | Bedspreads for children's beds (2)             |
| Fitted space for TV             | Floor: antique board  | Fabric storage pouches for children's beds (2) |
| Loudspeakers (2)                | Worktop: Herringbone  |  |
| BATHROOM                        |   |  |
| 230 V socket                    |   |  |
| Skylight in washroom            |   |  |
| Electric swivel cassette toilet |   |  |



**560 S**

Beds 2 x 195 x 88.5 cm  
Seating group 160/132 x 225 cm

**620 SA**

Beds 2 x 195 x 88.5 cm  
Seating group 160 x 225 cm

**560 FD**

Bed 195 x 144/122 cm  
Seating group 160 x 225 cm

**620 FWCA**

Bed 195 x 134/112 cm  
Children's beds 194 x 62,5 cm  
Seating group 160 x 225 cm

**620 BQD** NEW

Bed 190 x 140,5/125.5 cm  
Seating group 160/132 x 225 cm

**680 FDC**

Bed 195 x 144/122 cm  
Children's beds 186 x 81 cm  
Seating group 160 x 225 cm

**STANDARD 620 BQD**

Electric bed

Windows 700 x 300 at rear (3)

TV shelf and glass cabinet  
instead of entrance closet

**730 FDCXA**

Bed 195 x 144/122 cm  
Children's beds 189.1 x 79.1 cm  
Seating group 160 x 225 cm  
Dinette 187 x 85 cm



**S:** Single beds

**F:** French bed

**Q:** Queen bed

**B:** Bathroom

**X:** Extra sofa

**C:** Children  
beds

**W:** Window side

**D:** Door side

**A:** Angle kitchen

We cannot be held liable for any errors, changes in production or price, local variations, or differences between countries; note also that some pictures may show optional equipment.



# ORIGINAL

Here is everything you need and more besides. Compared to other caravans, Polar's basic model is really well-equipped. Many things that are included in Original are options from other manufacturers. To take it up to another level, you can also add the comfort package or the design package.

## INCLUDED:

| BEDROOM                         | INTERIOR, OTHER   | OUTSIDE   |
|---------------------------------|---|---|
| 230 V socket on headboard       | Waste water tank  | Aluminium rims  |
| Wardrobe lighting               | Battery 75Ah  | Electronic TV aerial  |
| Mattress, 3 cm                  | Battery charger   | Insulated outer door  |
| Padded headboard                | Central boiler switches automatically between electricity and gas | Loading hatch, front right  |
| Pillows 68 x 38 cm (2)          | Circulation pump 12 V, adjustable                                 | LED lighting, load space and gas compartment  |
| Slatted-base bed                | Expansion vessel  | Gas leak test   |
| Bedside light with USB socket   | Indoor and outdoor thermometers                                   | Friction coupling   |
| Adjustable head ends            | Residual current device   | Awning service  |
| KITCHEN                         | Adjustable underfloor heating/radiator                            | Winter connection   |
| 4-ring stove                    | Alde 3020 Compact boiler  | Heated drain  |
| Cutlery drawer                  | Shoe drier in shoe compartment                                    | Lightly tinted windows, smooth outside, fully adjustable, blinds and mosquito screens |
| Electric extractor fan          | Polar panel   | EXTERIOR, OTHER   |
| Fridge with freezer compartment | Water heater  | Mud flaps on wheels   |
| Waste bins                      | Hydronic underfloor heating                                       | Corner steadies + crank handle  |
| Large window over the worktop   | LED strip lights in windows                                       | STANDARD IN CHILDREN'S ROOM   |
| BATHROOM                        | Gauges in waste and fresh water tanks                             | Curtains for children's bed (2)   |
| 230 V socket                    | Mini Heki skylight  | Mattress + ladder   |
| Skylight in washroom            | Ventilation hatch(es)   | Bedspreads for children's beds (2)  |
| Electric swivel cassette toilet |   | Fabric storage pouches for children's beds (2)  |
| SEATING GROUP                   |   |   |
| Fitted space for TV             |   |   |
| Loudspeakers (2)                |   |   |
| High corners in front group     |   |   |
| USB sockets in reading lights   |   |   |







# SELECTED

Selected is the series for the person who wants a little more. The equipment is carefully chosen and includes extra fine mattresses, a bigger fridge, better sound system and mood lighting. For gold standard caravan living.

## INCLUDED:

| KITCHEN  | BATHROOM   | STANDARD IN CHILDREN'S ROOM                    |
|--|--|--|
| Gas oven   | Towel drier  | Curtains for children's bed (2)                |
| Fridge/freezer, 170/31 litres                      | Mirror   | Mattress + ladder                              |
| Choice of kitchen wall panel                       | INTERIOR, OTHER  | Bedspreads for children's beds (2)             |
| Microwave  | Loading gauge  | Fabric storage pouches for children's beds (2) |
| BEDROOM  | Outer door with window                                     |  |
| Super de luxe mattresses                           | MIDI HEKI skylight   |  |
| Adjustable head ends                               | Mosquito screen  |  |
| Pillows 68 x 38 (2)                                | USB sockets in lights front and rear                       |  |
| Bedside light with USB                             | Choice of carpet   |  |
| SEATING GROUP                                      | Ventilation hatch(es)                                      |  |
| Table top, white                                   | Shoe drier in shoe compartment                             |  |
| Loudspeaker, rear                                  | OUTSIDE  |  |
| Indirect lighting on side cabinets, front and rear | Emblem on headboard at the back and side wall at the front |  |
| Pillows 40 x 40 cm (2)                             | LED lighting in loading hatch and compartment              |  |
| LED wardrobe lighting, underbed drawer             | Gas leak detector  |  |
| LED strip lights in windows, front (3)             | Extra 12 V circulation pump                                |  |
| Illuminated glass cabinet                          | Rims with black detailing                                  |  |
| Extension for table                                | Gas outlet in compartment                                  |  |
| Polar Connect                                      | Loading hatch and compartment, rear                        |  |
| Sub-woofer   | Tow hitch cover  |  |
| High corner cushions in seating group, front       |  |  |





# CUSTOMIZED

This is Polar's most luxurious series, with the best of everything.

All fittings and equipment are of exclusive design and superb quality. It also has climate control, a central vacuum cleaner and lighting in all cupboards and hatches, to mention just a few things.

Customized has its own unique look with black design elements.



## INCLUDED:

### KITCHEN

Gas oven

Induction hob

Fridge/freezer, 170/31 litres

Choice of kitchen wall panel

Microwave

### BEDROOM

Super de luxe mattresses

Manually adjustable head ends

Pillows 68 x 38 cm (2)

Bedside light with USB charging

### SEATING GROUP

Black table and worktops

Loudspeaker, rear

Indirect lighting on side cabinets, front

Pillows 40 x 40 cm (2)

LED wardrobe lighting, underbed drawer

LED strip lights in windows, front and rear

Illuminated shelf in drinks cabinet

Extension for table

Polar Connect

Sub-woofer

High corners in seating group, front

Wider shelf with polar bear

Leather cushions

### BATHROOM

Towel drier

Mirror

### INTERIOR, OTHER

Loading gauge

Central vacuum cleaner

Outer door with window

Gas leak detector

MIDI HEKI skylight

Climate control (ACC)

Mosquito screen

USB sockets front and rear

Choice of carpet

Choice of fabric/leather

Ventilation hatch(es)

Mini Heki, rear

High-gloss hatches

### OUTSIDE

Emblem on headboard at the back and side wall at the front

Lighting in loading hatch and compartment

Gas leak detector

Extra 12 V circulation pump

Rims with black detailing

Gas outlet in compartment

Gas connector

Loading hatch and compartment, rear

Customisable floor plan

Smooth plating

Tow hitch cover





# Floor

ANTIQUE BOARD



GREY STONE



# Wall panels

DARK GREY TILES



LIGHT GREY TILES



# Homely with your own choice of fabric and materials

Once you have chosen your floor plan and equipment series, it's time to choose colours and design for fabrics, flooring and splash guards. The basic versions of all caravans are finished in a fantastic fabric called FibreGuard. Whatever you spill or drop on it, you can simply wipe it off. This is not a

surface treatment but a unique way of weaving the fibres to make the fabric robust and hard-wearing. Perfect for young families and dog-owners. If you want an even more luxurious feel, you can choose leather upholstery in the seating group.





# Fabric



SANDRA



GRACE



NICOLE



MARILYN























## Genuine craftsmanship never goes out of style


Polar has been making caravans since 1964 and a lot has changed over the years. One thing that has not change since we started is the craftsmanship, because genuine craftsmanship is synonymous with fine quality. And the broad and deep experience within the company is evident in every detail. Nothing is left to chance. Everything is thought through to the last detail. The caravans are built mainly by hand in Dorotea up in Norrland, where the factory has its own carpentry workshop. As the fittings are also built on site, Polar has full control over the production process and can guarantee the best caravans on the market.





## Norrländ soul

Our Norrländ heritage is part of Polar's DNA. In the cold and the harsh climate, you cannot do things by halves. Materials have to withstand prolonged freezing temperatures, and vehicles have to cope with endless roads covered with snow and slush. Every finished caravan is subjected to a thorough quality test before it gets to the buyer, and carries a 7-year water-tightness guarantee. That's why the caravans from Dorotea proudly display the words "Made in Norrländ".



*Every Polar caravan is built to order, so no two are the same. To guarantee quality, the same builder installs all the fittings in your caravan.*

# Every caravan is exposed to wind and weather in the climate chamber

Polar caravans are famous for being hard-wearing and long-lasting. And of course that is no accident. Every caravan undergoes water-tightness testing in the factory's climate chamber. There it is exposed to 36,000 litres of water and gale-force winds for

an hour. During this time, an inspector takes humidity measurements inside the caravan and ensures that all quality requirements are met. So when you take delivery of your Polar caravan, you know it will stand up to whatever weather conditions come its way.



*All caravans carry a 7-year water-tightness guarantee. In other words, you can feel confident when you buy a Polar caravan.*





# A Polar will give you pleasure all year round

Every season has its own special charm. On sunny winter days, few things can beat a run down the slope in powder snow. In the spring, nature comes back to life and invites long walks among emerging flowers. Warm summer days are best spent by salt-splashed rocks or tranquil lakes for a cooling swim. And when the trees start to change colour, the best way to experience nature's fireworks is to take a walk in the forest and pick mushrooms or berries.

With a caravan produced in the world's northernmost factory, you can take your home to the sights and sounds. You can visit many different places in the comfort of your own nest. Here is your comfortable bed. Here are the things you like best. Here you are free to live as you want.

## A PREMIUM CARAVAN THAT STANDS OUT FROM THE CROWD

A caravan from Polar is a good investment that will give you a lot of pleasure over many years. The care we take in making them and the quality of the materials we use mean that 80% of all Polar caravans produced since 1964 are still on the road. From road-holding and insulation to details such as taps, lights, hatches and windows – you will notice the difference in a Polar.

## STABLE ON ALL ROADS AND ALL SURFACES

The lavish design, with the most rigid bodywork on the market, provides for a safe ride all year round, on all kinds of road surface. One of our secrets is that the plywood floor is fitted with special reinforcing panels. This ensures that a Polar caravan always holds the road well.

## UNIQUE CERTIFICATE TO PROTECT YOUR LICENCE

Polar caravans have the highest approved loaded weights on the market. Every caravan is also weighed individually and has its own unique kerb weight on a certificate. Polar is the only caravan manufacturer to do this. In a weight check, you won't risk losing your driving licence if the caravan weighs more than the approximate weight shown on a standard certificate.


## THICKEST INSULATION ON THE MARKET

Polar's unique construction and insulation methods make the caravans fantastically water-tight. In a Polar caravan, walls and floor have the thickest insulation on the market – up to 44 mm EPS. The insulation keeps cold, heat and noise outside the caravan and, with the well-designed ventilation system, provides you with unbeatable comfort inside.

## WIRELESS CONTROL WITH POLAR CONNECT

Turn on the heating and check the caravan battery with the Polar Connect app. You can use your mobile to control the fridge and the lighting, check the status of the caravan, see whether it is moving, and turn on the alarm. Communication with the caravan is mainly via a built-in SIM card which is activated automatically when you create your account in the app.





#### WARRANTY

As the owner of a new Polar, you always have a 2-year new vehicle warranty and a 7-year water-tightness guarantee. The warranties may differ between countries. You can obtain the full terms and conditions from [polarvagnen.se](http://polarvagnen.se) or from an authorised Polar dealer.

#### AUTHORISED SERVICE WORKSHOPS

The staff in Polar's authorised workshops receive regular training and keep up with the latest innovations and new functions.. To preserve your warranty, you need to book an annual inspection with one of them. With the right service at the right time, your Polar caravan will keep going for a long time.

#### SPARE PARTS

Polar caravans are known for their longevity. As many as 80% of all Polar caravans ever made are still on the road. So there is an unusually plentiful supply of spare parts. The oldest spare parts are now from 1977.

#### ISO STANDARD

ISO 9001:2015 means that production, sales and after-market processes are quality-assured according to ISO standards. This is entirely in line with Polar's views on quality and service, which have been in place ever since we started up in 1964.





